

# Gerrit Plugin



**Deprecated: This plugin has been removed from the Jenkins Update Centre**

The plugin is not maintained anymore, and there's a better alternative: [Gerrit Trigger](#).

## Plugin Information

No information for the plugin 'gerrit' is available. It may have been removed from distribution.

You might want to check [Gerrit Trigger](#) also. See <http://hudson.361315.n4.nabble.com/We-would-like-to-contribute-a-new-Gerrit-plugin-td2224606.html#a2224606> for information about main differences.

This plugin integrates [Gerrit Code Review](#) to Jenkins.

It will mark a change verified if the build of the change was successful, effectively implementing a [pre-tested commit](#) workflow with Gerrit and the Git plugin (0.8.2 or later)

After build, the plugin just checks what revision is in workspace at the moment and uses Gerrit's ssh command line tools for marking the result.

## Getting Started

Using the latest release of the Gerrit plugin, along with recent builds of Gerrit itself are recommended. Thanks to a recent addition to Gerrit, one can now create "role accounts" such as one for the Jenkins <-> Gerrit integration.

### Pre-requisites

1. Generate an SSH key for the Jenkins user, the private key will need to be placed on the Jenkins master node.
2. Create a "hudson" user in Gerrit: `cat hudson.pub | ssh gerrithost gerrit create-account --ssh-key - --full-name Hudson hudson`
3. I recommend creating a group specifically for role accounts (such as "Bots" in the Admin > Groups interface in Gerrit)
4. It is also useful to set up [git-daemon\(1\)](#) on the machine running Gerrit to allow your Jenkins slaves anonymous access to the repository, otherwise you'll need to set up all the slaves that will be running your Gerrit-enabled jobs with SSH access.

### Creating the Job

1. Create a new job, adding your Git repository. Change the **Refspec** field to reference `+refs/changes/:refs/remotes/origin/*` instead of `+refs/heads/:refs/remotes/origin/*`. Also, make sure you have chosen the "Gerrit-Plugin" choosing strategy, NOT "Gerrit" as in the image below (Choosing strategy was moved from Git-plugin to Gerrit-plugin and the name had to be changed).

The screenshot shows the Jenkins job configuration page for a Git repository. The 'Repositories' section is expanded, showing the following fields:

- URL of repository: `git://gerrit.brokenco.de/py-yajl.git`
- Name of repository (blank to create default): `origin`
- Refspec (blank to create default): `+refs/changes/*:refs/remotes/origin/*` (highlighted in red)

Buttons for 'Add' and 'Delete Repository' are visible. Below this, the 'Branches to build' section shows a 'Branch Specifier (blank for default): `**`' with 'Add' and 'Delete Branch' buttons. The 'Merge options' section has a checked 'Merge before build' checkbox. The 'Clean after checkout' section has an unchecked checkbox. The 'Choosing strategy' dropdown is set to 'Gerrit' (highlighted in red). The 'Repository browser' dropdown is set to '(Auto)'.

2. Add your build steps as per usual
3. Check the "Gerrit Integration" checkbox in the **Post-build Actions** section.
4. Build!
5. Once you're certain your job is configured correctly, visit Gerrit and grant the "hudson" account's group (i.e. "Bots") "+1 Verified" access to all projects, so it can annotate the changes with +1 or -1.

## Versions

### 0.7

- Added possibility to set Review values. If review or verify value is 0, it won't show up in Gerrit. Idea for this came from <http://groups.google.com/group/repo-discuss/msg/354c62365a472e33>

### 0.6

- Aborted builds won't be marked as failed anymore

0.5

- Moved buildchooser from git-plugin, use "Gerrit-Plugin" choosing strategy from now on.
- Fix for issue when using Cygwin+Git.

0.4 2010-04-08

- Fixed issue when using slaves for build
- SSH commands are now sent from master only.

0.3 2010-04-06

- Internal restructuring
- Added some unit tests
- This version will lose settings when upgrading from 0.2\*

0.2 2010-03-30

- Close ssh connection to gerrit properly
- Added configuration option for unstable build verify value.

0.1.1

- Failed release process forced to do a new release

0.1

- Initial version

## TODO




- Perhaps add possibility to set review values also, for example when code analysis tools report errors. [Analysis Collector Plugin](#) might be useful.

## Settings

Basic settings for plugin, remember to add user into gerrit.

Gerrit Integration

### Gerrit options

Gerrit Host	<input type="text" value="gerrit.fudeco.com"/>	
Gerrit Username	<input type="text" value="hudson"/>	
Private Key File Path	<input type="text" value="/var/lib/hudson/.ssh/id_rsa"/>	
Private Key Pass Phrase	<input type="password"/>	

### Advanced Project Options

[-]

Settings for Git -plugin (Available in 0.8.2)

Git

Repositories

URL of repository

Advanced...

Delete Repository

Add

Branches to build

Branch Specifier (blank for default):

Delete Branch

Add

Merge options

Merge before build

Clean after checkout

Choosing strategy

Gerrit

Repository browser

(Auto)

### How Jenkins shows up in gerrit

Review matrix:

Reviewer	Verified	Code Review
<a href="#">hudson</a>	✓	

Verified

Comment field:

#### Comments

[Expand Recent](#) | [Expand All](#) | [Collapse All](#)

**hudson**

Mar 18

Patch Set 1: Verified; No score

<http://hudson.fudeco.com/job/.../Review/107/>