

Ivy Report Plugin

Plugin Information


View Ivy Report [on the plugin site](#) for more information.

This plugin publishes [Apache Ivy](#) reports for each build.


This plugin depends on the [Ivy Plugin](#) and requires a graphviz installation on the server.

Using the plugin

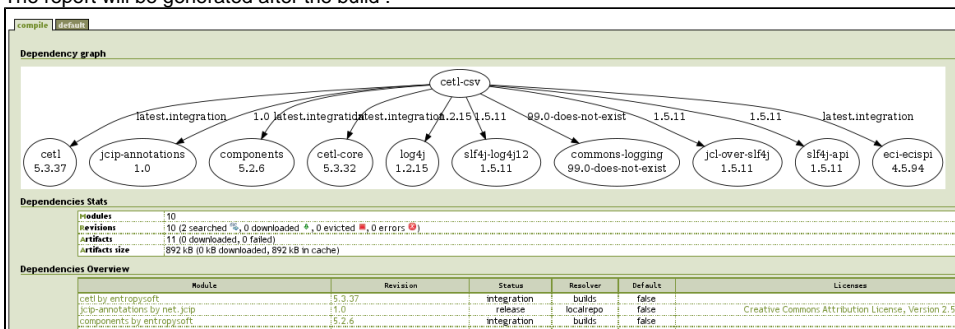
1. Install graphviz on the server.
Configure the dot executable path in "Configure System"



2. Create (using the [Ivy Plugin](#)) or edit an ivy project
Check "Publish ivy dependency report", give the ivy configurations for which to generate the report and the resolve id (generally [org]-[module])



3. The report will be generated after the build :



Dependencies Stats

modules	10
revisions	10 (2 searched, 0 downloaded, 4, 0 evicted, 0 errors)
artifacts	11 (0 downloaded, 0 failed)
artifacts size	892 kB (0 kB downloaded, 892 kB in cache)

Dependencies Overview

Module	Revision	Status	Resolver	Default	License
cetl by entropysoft	5.3.37	integration	build	false	
jcl-over-slf4j by net.jcip	1.0	release	local-repo	false	Creative Commons Attribution License, Version 2.5
components by entropysoft	5.2.6	integration	build	false	

Changelog

Version 1.2 (Feb 17, 2012)

- Svg elements are now clickable

Version 1.1 (Feb 16, 2012)

- Icon for action was missing
- Use helvetica 11 in generated svg files
- Add a version label to the link between two artifacts only if it is not the selected version for the target artifact

Version 1.0 (Feb 14, 2012)

- First release : an html ivy report containing a dependency graph (in svg format) can be generated for each ivy project build