

CodeCover Plugin

Plugin Information

View CodeCover [on the plugin site](#) for more information.

This plugin allows you to capture code coverage report from [CodeCover](#). Jenkins will generate the trend report of coverage.

Jenkins Configuration



1.- Enable recording CodeCover coverage report, and configure it.



Record CodeCover coverage report

File containing the CodeCover HTML report

Specify the path to the CodeCover HTML report file, relative to [the workspace root](#)
- If you left this field blank the plugin will look for the file named report.html in the workspace.

Health reporting

	% Statement	% Branch	% Loop	% Condition
	90	80	50	50
	0	0	0	0

Configure health reporting thresholds.
For the  row, leave blank to use the default values (i.e. 90, 80, 50, and 50 for Statement, Branch, Loop and Condition respectively).
For the  row, leave blank to use the default values (i.e. 0, 0, 0, 0).

Usage with ANT

1.- Make sure you include the CodeCover ant jars in your classpath, and the CodeCover taskdef:

```
<!-- Defines the CodeCover tasks -->
<taskdef name="codecover" classname="org.codecover.ant.CodecoverTask" classpath="${codecoverDir}/lib/codecover-ant.jar" />
```

2.- Then, the code you want to cover needs to be instrumented

```
<target name="instrument-sources" depends="clean">
  <codecover>
    <instrument containerId="c" language="java" destination="${instrumentedSourceDir}" charset="utf-8"
    copyUninstrumented="yes">
      <source dir="${sourceDir}">
        <include name="**/*.java"/>
      </source>
    </instrument>
    <save containerId="c" filename="codecover.xml"/>
  </codecover>
</target>
```

3.- If you need non-instrumented code (like your unit tests), move them to the instrumented folder so they are compiled together

```
<target name="collect">
  <copy todir="${instrumentedSourceDir}">
    <fileset dir="${test-dir}" />
  </copy>
</target>
```

4.- The instrumented code needs to be compiled

```

<target name="compile-instrumented" depends="instrument-sources">
  <javac srcdir="${instrumentedSourceDir}" destdir="${instrumentedSourceDir}" encoding="utf-8" target="1.5"
  debug="true" classpath="${codecoverDir}/lib/codecover-instrumentation-java.jar" includeAntRuntime="false"><
  /javac>
</target>

```

5.- Run the compiled, instrumented code

```

<target name="run-instrumented" depends="compile-instrumented">
  <java classpath="${instrumentedSourceDir}:${codecoverDir}/lib/codecover-instrumentation-java.jar" fork="true"
  failonerror="true" classname="${mainClassName}">
    <jvmarg value="-Dorg.codecover.coverage-log-file=test.clf" />
  </java>
</target>

```

5a.- If you're using JUnit, the following method of running instrumented is used.

```

<target name="run-instrumented" depends="compile-instrumented">
  <junit printsummary="yes" fork="yes">
    <classpath refid="project.classpath" />
    <classpath>
      <pathelement location="${codecoverDir}/lib/JUnit-TestRunner.jar" />
      <pathelement location="${codecoverDir}/lib/codecover-ant.jar" />
      <pathelement location="${codecoverDir}/lib/codecover-batch.jar" />
      <pathelement location="${codecoverDir}/lib/codecover-core.jar" />
      <pathelement path="${instrumentedSourceDir}" />
    </classpath>
    <formatter type="xml" />
    <test name="${master-test-suite}" />
    <jvmarg value="-Dorg.codecover.coverage-log-file=test.clf" />
  </junit>
</target>

```

6.- Analyze the code.

```

<target name="create-report" depends="run-instrumented">
  <codecover>
    <load containerId="c" filename="codecover.xml" />
    <analyze containerId="c" coverageLog="test.clf" name="Test Session" />
    <save containerId="c" filename="codecover.xml" />
    <report containerId="c" destination="report.html" template="${codecoverDir}/report-templates
  /HTML_Report_hierarchic.xml">
      <testCases>
        <testSession pattern=".*">
          <testCase pattern=".*" />
        </testSession>
      </testCases>
    </report>
  </codecover>
</target>

```

Change Log

Version 1.0

- Initial Release