

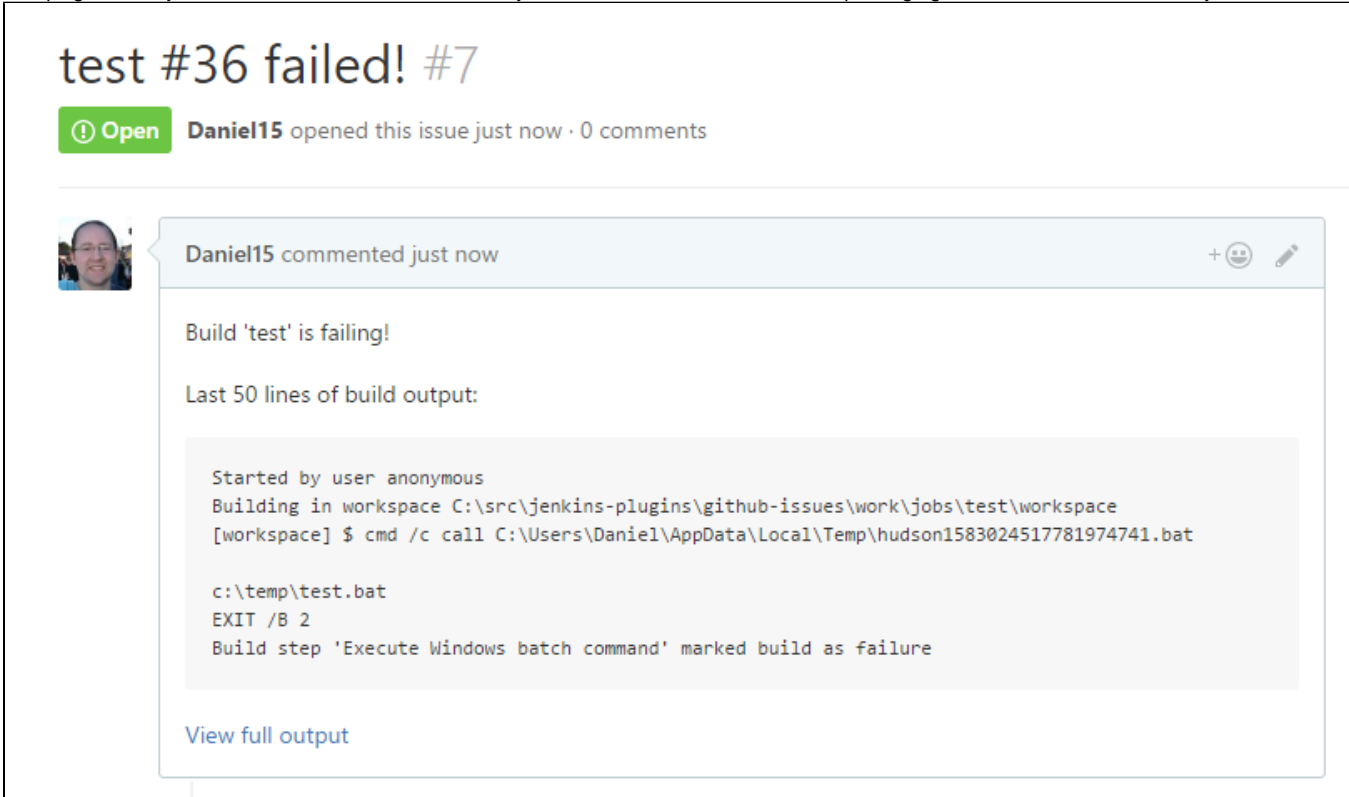
GitHub Issues Plugin

Plugin Information

View GitHub Issues [on the plugin site](#) for more information.

GitHub Issues Plugin

This plugin allows you to create a GitHub issue whenever your build fails. Once the build starts passing again, the issue will automatically be closed.

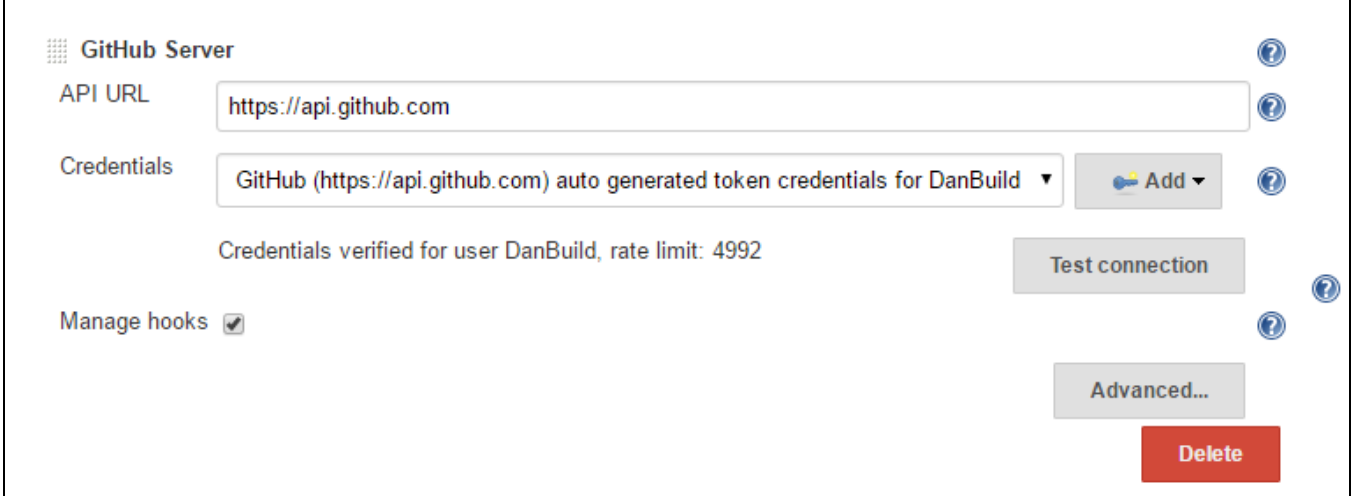


The screenshot shows a GitHub issue interface. At the top, the title is "test #36 failed! #7". Below the title, there is a green "Open" button and text indicating "Daniel15 opened this issue just now · 0 comments". A comment from Daniel15 is visible, stating "Build 'test' is failing!" and "Last 50 lines of build output:". The build output is displayed in a light gray box with a monospaced font, showing the following text: "Started by user anonymous", "Building in workspace C:\src\jenkins-plugins\github-issues\work\jobs\test\workspace", "[workspace] \$ cmd /c call C:\Users\Daniel\AppData\Local\Temp\hudson1583024517781974741.bat", "c:\temp\test.bat", "EXIT /B 2", and "Build step 'Execute Windows batch command' marked build as failure". At the bottom of the comment, there is a link "View full output".

Report bugs here: <http://dl.vc/jenkins-github-issues-bug> (you will need to first create a Jenkins account at <https://accounts.jenkins.io/>)

Getting Started

In Manage Jenkins > Configure System > GitHub > GitHub Servers, ensure at least one GitHub server is configured and the "Test connection" button works.



GitHub Server ?

API URL ?

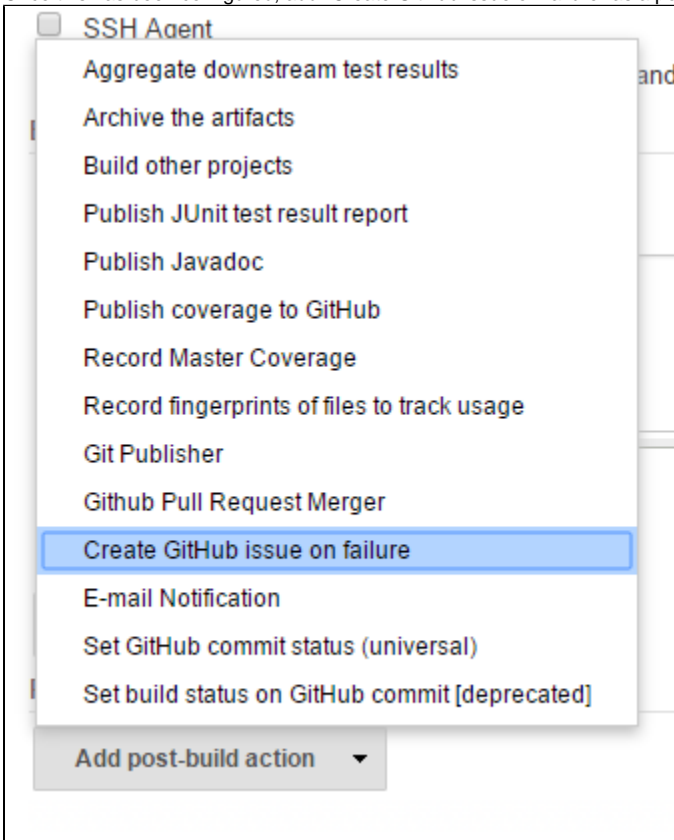
Credentials ? ?

Credentials verified for user DanBuild, rate limit: 4992

?

Manage hooks ?

Once this has been configured, add "Create GitHub issue on failure" as a post-build action:



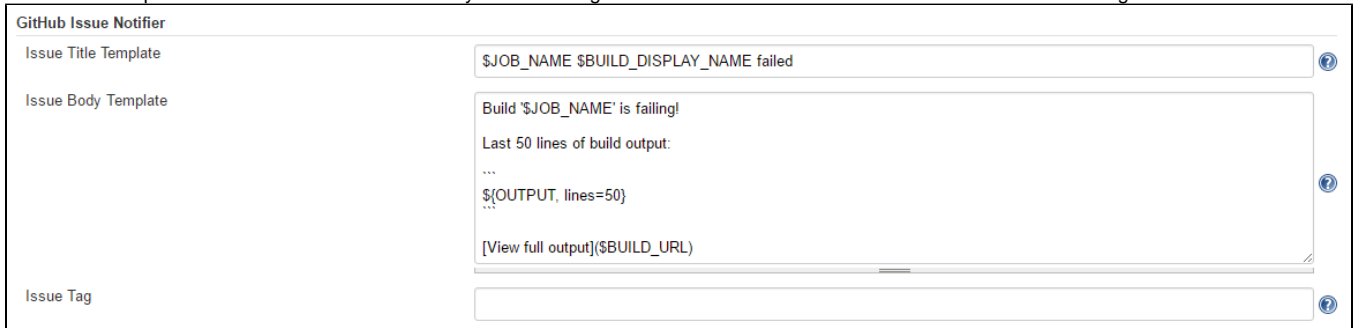
SSH Agent

- Aggregate downstream test results
- Archive the artifacts
- Build other projects
- Publish JUnit test result report
- Publish Javadoc
- Publish coverage to GitHub
- Record Master Coverage
- Record fingerprints of files to track usage
- Git Publisher
- Github Pull Request Merger
- Create GitHub issue on failure**
- E-mail Notification
- Set GitHub commit status (universal)
- Set build status on GitHub commit [deprecated]

When your build fails, a GitHub issue will be opened.

Customization

The default template used for the issue title and body can be changed in the GitHub Issue Notifier section in the Jenkins settings:



GitHub Issue Notifier

Issue Title Template:

Issue Body Template:

```
Build '$JOB_NAME' is failing!
Last 50 lines of build output:
...
$(OUTPUT, lines=50)
[View full output]($BUILD_URL)
```

Issue Tag:

This template can also be modified per job. The "Content Token Reference" section at the bottom of the settings pane can be used to get information about all the available tokens.

Advanced Usage

Usage with job-dsl

When using the great [job-dsl plugin](#), you can configure a publisher step as follows:

```
job(String name) {
  publishers {
    gitHubIssueNotifier {
    }
  }
}
```

All the advanced settings are available as optional configuration properties. To see all the available properties, go to the Job DSL API viewer at `JENKINS_URL/plugin/job-dsl/api-viewer/index.html` and search for `gitHubIssueNotifier`.

Automating global configuration

You can modify the global config using a system groovy script, i.e. add a `init.groovy` to the `JENKINS_HOME` dir.

```
import org.jenkinsci.plugins.githubissues.GitHubIssueNotifier
def descriptor = Jenkins.instance.getDescriptorByType(GitHubIssueNotifier.DescriptorImpl)
descriptor.issueTitle = 'ISSUE TITLE TEMPLATE`
descriptor.issueBody = 'ISSUE BODY TEMPLATE`
descriptor.issueLabel = 'LABELA LABELB`
descriptor.save()
```

In the templates you can use all available tokens using ``${TOKEN}` notation. To see all available tokens, click the help button on the right of the "Content Token Reference" label in the GitHub Issues section of the global configuration UI.

To configure the global GitHub config and the credential config, see the [init.groovy](#) example in the repo.

Usage in a Jenkinsfile

Configure a publisher step in a Jenkinsfile as follows:

```
script {
  properties([[ $class: 'GithubProjectProperty',
                projectUrlStr: '<Github repo URL>' ]])
}

...

step([ $class: 'GitHubIssueNotifier',
       issueAppend: true,
       issueLabel: '',
       issueTitle: '$JOB_NAME $BUILD_DISPLAY_NAME failed' ])
```

Changelog

1.2.4 - 4th November 2017

- Upgrade to GitHub API 1.90 to fix JENKINS-47601

1.2.3 - 22nd July 2017

- Fixed [JENKINS-42629](#): Plugin now works with Jenkins pipelines. Thanks to [Benjamin Gill](#).

1.2.2 - 4th March 2017

- Fixed [JENKINS-40385](#): Now works with Maven builds
- Fixed [JENKINS-42482](#): Made all advanced config options optional in Job DSL

1.2.1 - 26th February 2017

- Fixed [JENKINS-42329](#): Support for multi-config projects was broken in v1.2
- Renamed "Customize issue template" to "Advanced settings"

1.2 - 26th November 2016

- Added [some optional new features](#). Thanks to [Felix Simmendinger](#) and [Daniel Zabel](#) for the pull request.
 - Appending a comment on recurring failures (disabled by default)
 - Reopening issue if build starts failing again (instead of creating a new issue)
 - Allow custom GitHub repo to be used for issues

1.1 - 12th November 2016

- Fixed [JENKINS-39662](#): NullPointerException for multi-config projects
- Fixed [JENKINS-39687](#): Configuration section didn't appear correctly
- Implemented [JENKINS-39663](#) - Allow issue template to be customised per-job instead of just having one server-wide template
- Added help for merge tokens
- Include changes since last successful build in default body content

1.0 - 5th November 2016

- Initial release