

Terminal Plugin

Plugin Information

View Terminal [on the plugin site](#) for more information.

This plugin allows you to execute OS commands.

Usage

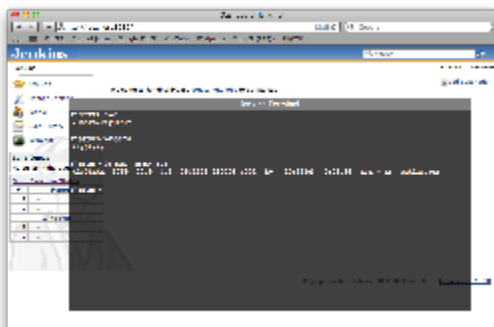
Show Terminal



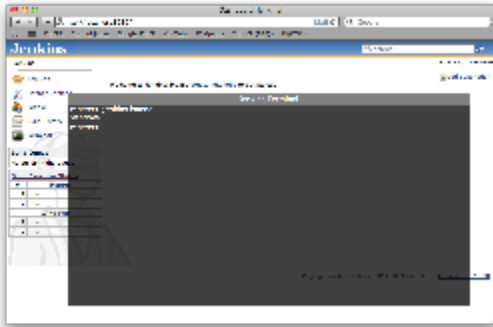
The screenshot shows the Jenkins dashboard with a blue header containing the 'Jenkins' logo. Below the header is a navigation menu with icons and links for 'New Job', 'Manage Jenkins', 'People', 'Build History', 'UI Samples', and 'Terminal'. A red arrow points to the 'Terminal' link. Below the menu are three sections: 'Build Queue' (No builds in the queue), 'Build Executor Status' (a table with one row showing '1 Idle'), and a partially visible 'Build History' table.

#	Status
1	Idle

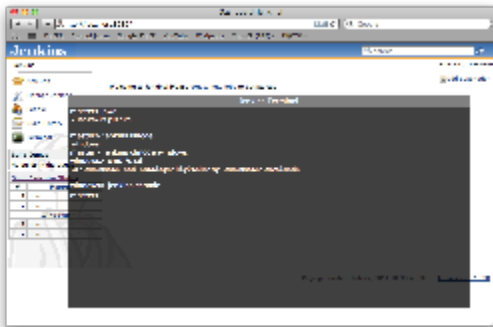
Run command



Show node list



Run command at slave



See also

[Remote Terminal Access Plugin](#)

Version History

Version 1.4 (May 23, 2013)

- Use POST method instead of GET. [JENKINS-18057](#)

Version 1.3 (Mar 1, 2011)

- Rename to Jenkins.
- Time out error handling bug fix.

Version 1.1 (Jan 30, 2011)

- Fix bug when running with --prefix=xxx option. [JENKINS-8609](#)

Version 1.0

- Initial release