

# Text File Operations Plugin

## Plugin Information

View Text File Operations [on the plugin site](#) for more information.


Provides a build step to create or update text file with specified content.


Common use cases: Create readme, build details, batch files or any scripts which can be executed later.


## Features:


- Create a new text file or overwrite existing file
- Update existing files


## How to use?


 **Create/Update Text File**

File Path:  

 Please set file path.

Create at Workspace:  

Text File Content:  


 Please enter the content.

File options:

Insert at start of file

Append to end of file

Overwrite file



File Path: Path to create text file (variables can be used here).

Create at Workspace: Enable this to create the file at workspace directory else full path must be specified.

Text File Content: The content of the file (variables can be used here).

File Options: You may overwrite, append to end or insert at start of a file. To create a new file use Overwrite option.

## Version History:

### V1.3.2 (April 08, 2016):

- Fixed [JENKINS-32694](#) & [JENKINS-33899](#) : Exception during logging.

### V1.3.1 (March 26, 2016):

- Fixed [JENKINS-32694](#) : Directory or path separator fixed for \*nix systems.

### V1.3.0 (March 20, 2016):

- Fixed [JENKINS-32694](#) : Introduced "Create at Workspace" checkbox, if enabled then the file will be created at workspace directory.
- Fixed [JENKINS-33221](#) : Added logging
- Fixed issue with adding multiple end of lines when appending to end of file or insert at start.

### V1.2.1 (December 23, 2015):

- First release of plugin