

# Quay.io Trigger Plugin

## Plugin Information

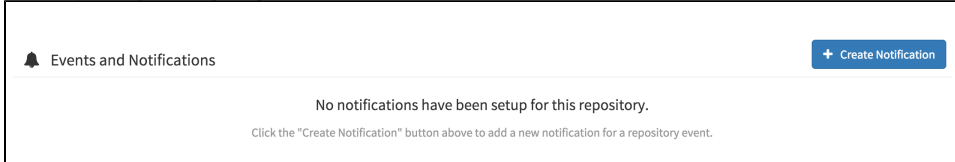
View Quay.io trigger [on the plugin site](#) for more information.

This plugin provides integration between Jenkins and [Quay.io](#) docker registry.

## Usage

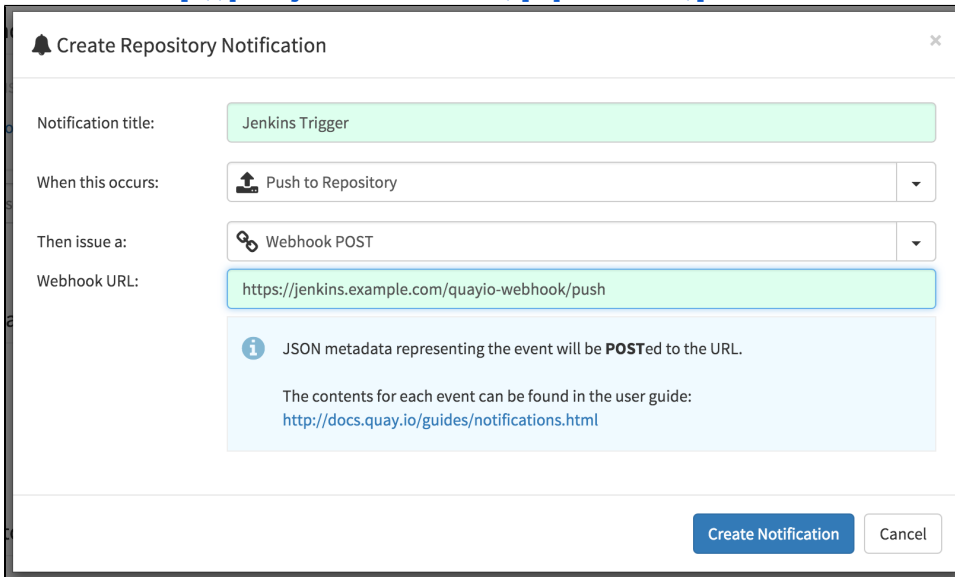
On Quay.io

1. In the repository **Settings** tag click on the **Create Notification** button



2. Fill the Repository Notification form

- When this occurs: **Push to Repository**
- This issue a: **Webhook POST**
- Webhook URL: <http://your.jenkins.server.tld/quayio-webhook/push>



In Jenkins

1. Select the Monitor **Monitor Quay.io for image changes** and enter the list of repositories which can trigger a build




## Job Parameters

When a job is triggered by a Quay.io notification these parameters are passed to the job

Parameter Name	Value
QUAY_IO_TRIGGER_REPOSITORY	The name of the repository which triggered the build
QUAY_IO_TRIGGER_TAG	The updated docker image tag

## Open Issues

T	Key	Summary	Assignee	Reporter	Status	Created
	JENKINS-54406	[JEP-200] Failed to serialize class	Jean-Christophe Siro	Ronnie Zhou	OPEN	Nov 01, 2018

[1 issue](#)

## Changelog

### Version 0.1 (Jan, 20 2016)

- Initial version