

StoplightIO Report Plugin

Plugin Information

View Stoplight Report [on the plugin site](#) for more information.

Summary

Publish report and statistics after Stoplight/Scenario execution through Prism.

See <https://help.stoplight.io/scenarios/conducting-scenarios-outside-of-stoplight/running-scenarios>

This Jenkins plugin is used as "Post Built Action".

Features

- Graphical representation based on Google Chart
- Integration in Jenkins menus
- Support of new Jenkins Pipeline (since 2.1.0)
- Manage Prism Console LOG and JSON format

Usage

Build

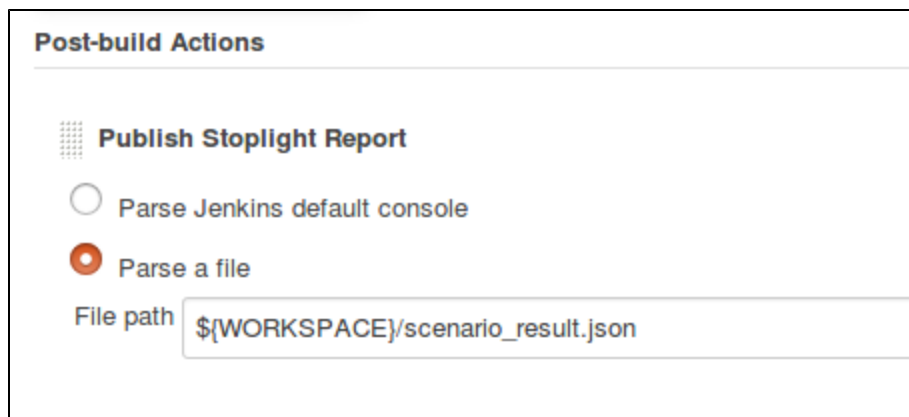
```
mvn package
```

Installation

The plugin can be install with the differents methods described in the Jenkins documentation : [Jenkins Plugins - How to install plugins](#)

Configuration

The plugin is able to parse either JSON format or standard output of Prism (compliant with prism-2.0.0-alpha.7). Choose "Jenkins default console" or "File".



Post-build Actions

Publish Stoplight Report

Parse Jenkins default console

Parse a file

File path

Use in Jenkins Pipeline

This plugin is compliant with new Jenkins Pipeline.

You can use the Snipper Generator or this fragment :

```

...
...
post {
  always {
    // Choose one of these options

    //publishStoptlight consoleOrFile: 'console'
    publishStoptlight consoleOrFile: 'file', resultFile: "${env.WORKSPACE}/prism.log" // Use double-quote
to have env variables replacement
  }
}

```

(Tested with Jenkins 2.60.2)

Job Main Page : trend

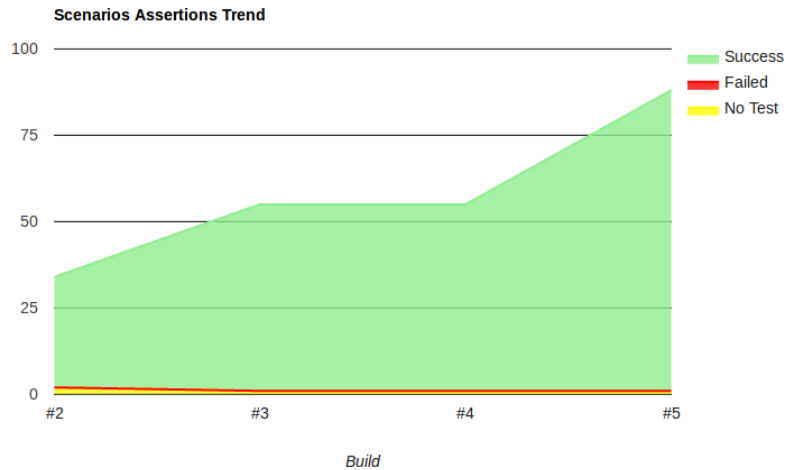
The screenshot shows the Jenkins Job Main Page for 'Project 10_TestScenario'. The page is titled 'Project 10_TestScenario' and includes a search bar and a 'LOG IN' button. The main content area displays the project name, a description 'Exécute un scénario de test', and a 'DISABLE PROJECT' button. A 'Scenarios Assertions Trend' chart shows the trend of assertions over time, with a legend indicating 'Suc.' (Success), 'Faité' (Failure), and 'No Test'. The chart shows a steady increase in success assertions from build #2 to #5. The 'Build History' table shows the following data:

Build Number	Time
#5	Jul 6, 2017 1:57 PM
#4	Jun 29, 2017 6:07 PM
#3	Jun 28, 2017 5:50 PM
#2	Jun 28, 2017 5:49 PM

Job Main Page : history

Scenario Execution Reports

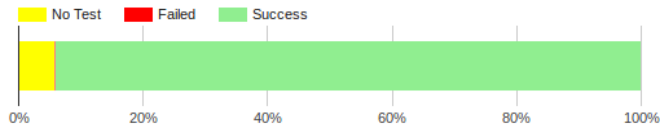
Build Id#	Build date	No Test	Failed	Passed	TOTAL	
5	06-Jul-2017 13:57:47	1	0	87	87	Details...
4	29-Jun-2017 18:07:30	1	0	54	54	Details...
3	28-Jun-2017 17:50:16	1	0	54	54	Details...
2	28-Jun-2017 17:49:40	2	0	32	32	Details...



Report Build

Build #2 : Scenario Execution Report

Summary :



Details :

No Test	Failed	Passed	TOTAL
2	0	32	32

Setup Scenario (0.168s) :

- Try Google! (0.168s)
 - ⚠ There is no assertion at all for this step!

Check Server Scenario (1.364s) :

- Check (1.364s)
 - ✅ true output.status (eq) 200

Test Categories Scenario (1.505s) :

- List categories (1.37s)
 - ✅ true output.status (eq) 200
- Create category (0.038s)

Notes

Thanks to [Stoplight.io](https://stoplight.io) team.

Revision History

2.2.1 : Adding support for Jenkins master/slave configuration

2.2.0 : Licensing under Apache v2.0

2.1.0 : Add support of Jenkins Pipeline (brought with Jenkins 2)

2.0.3 : Fix for icons path

2.0.2 : First public version

< 2.0.2 : Not published