

Spring Initializr Plugin

- Plugin spring-initializr-plugin
- Get started
- springBoot pipeline step

Plugin spring-initializr-plugin

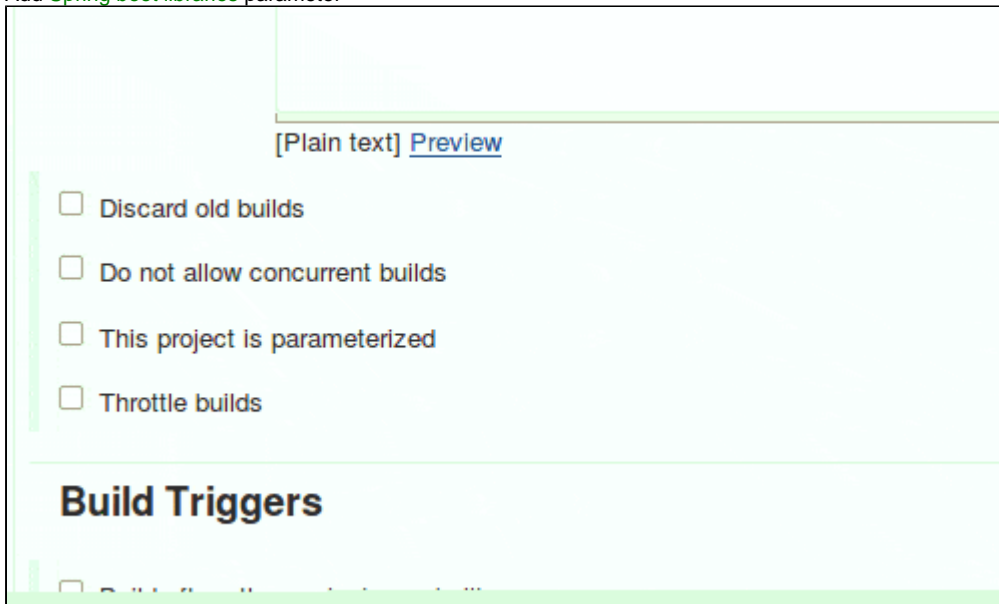
Plugin Information

No information for the plugin 'spring-initializr' is available. It may have been removed from distribution.

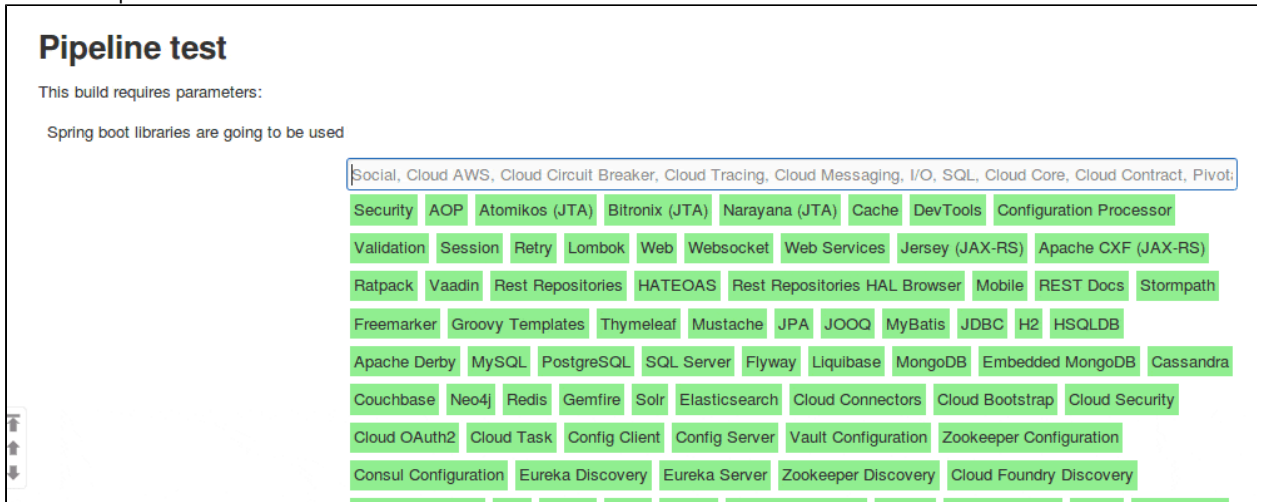
Add build parameter to be able to select spring dependencies (Spring Initializr, <http://start.spring.io>)

Get started

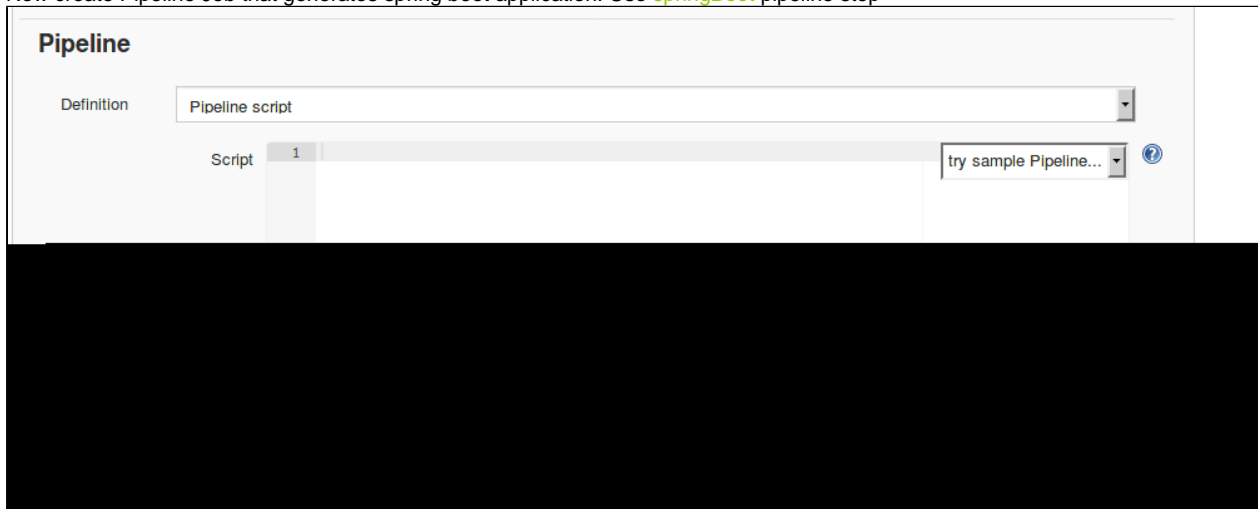
1. Make you build Parametrized
2. Add [Spring boot libraries](#) parameter



3. Build it with parameters



4. Now create Pipeline Job that generates spring boot application. Use [springBoot](#) pipeline step



springBoot pipeline step

```
springBoot <name>: <value>, <name>: <value>, ...
```

Parameter	Default Value	Description
<code>selectedIDs</code>	<code><empty></code>	Comma separated id from spring boot libraries plugin
<code>type</code>	<code>maven-project</code>	<code>maven-project</code> , <code>gradle-project</code>
<code>bootVersion</code>	<code>1.5.3.RELEASE</code>	<code>1.3.8.RELEASE</code> , <code>1.4.6.RELEASE</code> , <code>1.5.3.RELEASE</code>
<code>groupId</code>	<code>ru.ts.psb.cloud</code>	<code><groupId></code>
<code>artifactId</code>	<code>demo</code>	<code><artifactId></code>
<code>packageName</code>	<code><groupId>.<artifactId></code>	package of main class
<code>description</code>	<code><empty></code>	content of <code><description></code> tag of pom.xml
<code>packaging</code>	<code>jar</code>	<code>jar</code> , <code>war</code>
<code>javaVersion</code>	<code>1.8</code>	<code>1.6</code> , <code>1.7</code> , <code>1.8</code>
<code>language</code>	<code>java</code>	<code>java</code> , <code>groovy</code> , <code>kotlin</code>
<code>autocomplete</code>	<code><empty></code>	Not sure what does it used for.