





Additional Metrics Plugin

Plugin Information

View Additional Metrics on the [plugin site](#) for more information.

Provides additional metrics for List Views:

- Minimum, Maximum and Average build times for all, or only successful builds.
- Success and Failure rates.
- Success and Failure time rates (ie Uptime and Downtime).

S	Name ↓	Success Time Rate	Success Rate	Max Success Duration
	BitBucket » job1 » master	100.00%	100.00%	1 min 24 sec - #2
	BitBucket » job2 » master	99.83%	95.95%	3 min 12 sec - #1
	GitHub » job3 » master	100.00%	95.65%	1 min 27 sec - #15
	GitHub » job4 » master	100.00%	92.86%	40 sec - #4

Requirements

Jenkins 1.651.3 or later.

Version History

1.2

- Metrics are now exposed via REST API on the job's Action

1.1

- Added new columns: Average and Average Success durations
- Fixed bug with missing data, required for sorting

1.0

- Initial release