

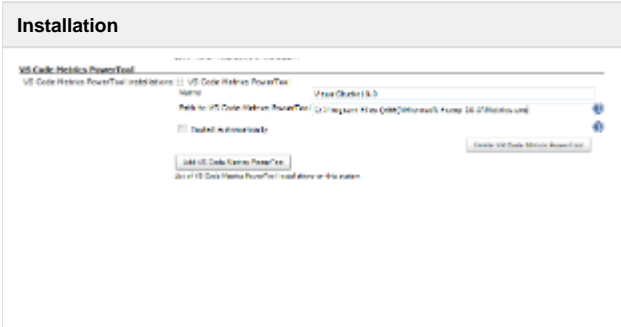
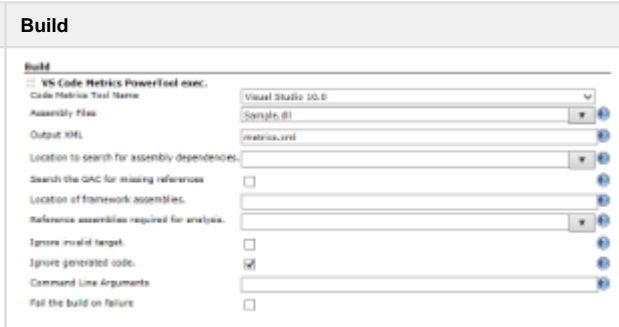

Visual Studio Code Metrics Plugin

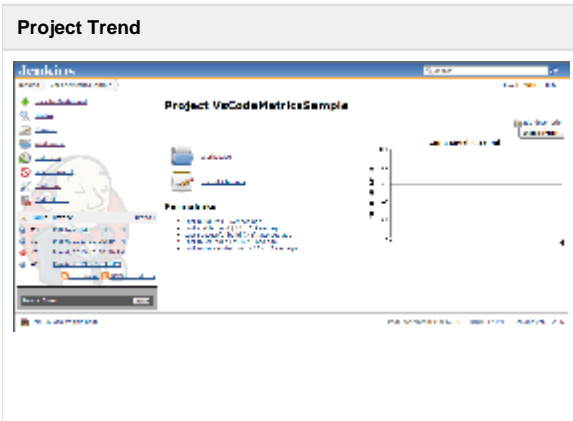
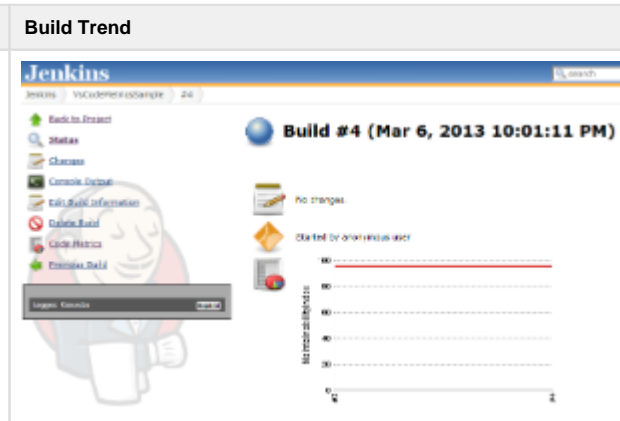
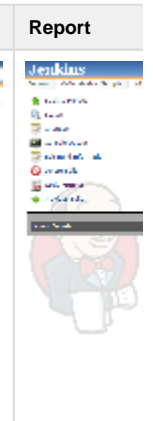
Plugin Information

View Visual Studio Code Metrics on the [plugin site](#) for more information.

Visual Studio Code Metrics PowerTool execute plugin.
And record the metrics report.

Image

Installation	Build	Post-build
		

Project Trend	Build Trend	Report
		

Health Report

S	W	Name	Last Success	Last Failure
		VsCodeMetricsSample	3 min 47 sec (±6)	4 min 29 sec (±2)

W	Description	%
	Build stability: 1 out of the last 4 builds failed.	75
	MaintainabilityIndex: 95	100

Description

Visual Studio Code Metrics PowerTool execute plugin.
And record the metrics report.

Install the Visual Studio 2010 or FxCop 10.0 to use the Visual Studio Code Metrics PowerTool.

Maintainability Index description are listed below.
<http://msdn.microsoft.com/library/vstudio/bb385914>

Configuration

System configuration

VS Code Metrics PowerTool

VS Code Metrics PowerTool installations

Name	Path to VS Code Metrics PowerTool
VisualStudio10.0	C:\Program Files (x86)\Microsoft Fxcop 10.0\Metrics.exe

Install automatically

List of VS Code Metrics PowerTool installations on this system

1. Open the system configuration page "Manage Jenkins->Configure system"
2. Enter the path to the Visual Studio Code Metrics PowerTool, that should be used by Jenkins.
 - Example: **C:\Program Files (x86)\Microsoft Visual Studio 10.0\Team Tools\Static Analysis Tools\FxCop\Metrics.exe**

Job configuration

Build

VS Code Metrics PowerTool exec.

Code Metrics Tool Name: Visual Studio 10.0

Assembly Files: Sample.dll

Output XML: metrics.xml

Location to search for assembly dependencies:

Search the GAC for missing references:

Location of framework assemblies:

Reference assemblies required for analysis:

Ignore invalid target:

Ignore generated code:

Command Line Arguments:

Fail the build on failure:

name	description
Code Metrics Tool Name	Select Visual Studio Code Metrics PowerTool version.
Assembly Files	Assembly file(s) to analyze. You can specify multiple analyze assemblies by separating them with new-line or space.
Output XML	Metrics results XML output file.
Location to search for assembly dependencies.	Location to search for assembly dependencies. You can specify multiple directories by separating them with new-line or space.
Search the GAC for missing references	Search the Global Assembly Cache for missing references.
Location of framework assemblies.	Location of framework assemblies, such as mscorlib.dll.
Reference assemblies required for analysis.	Reference assemblies required for analysis. You can specify multiple reference assemblies by separating them with new-line or space.
Ignore invalid target.	Silently ignore invalid target files.
Ignore generated code.	Suppress analysis results against generated code.
Command Line Arguments	This is a whitespace separated list of command line arguments you can specify.
Fail the build on failure	Fail the build on failure.



Post-build Action configuration

Post-build Actions



Record VS Code Metrics PowerTool Report

VS Code Metrics File X

Specify the path to the XML report files, relative to [the workspace root](#)
 - You can enclose the search specifying a list of files and folders separated by semicolon.
 - Or use an Ant Fileset pattern.

MaintainabilityIndex

Configure health reporting thresholds.
 For the  column, leave blank to use the default values (i.e. 20).
 For the  column, leave blank to use the default values (i.e. 10).

Fail the build on failure

name	description
VS Code Metrics File	Specify the path to the XML report files, relative to the workspace root <ul style="list-style-type: none"> You can enclose the search specifying a list of files and folders separated by semicolon. Or use an Ant 'Fileset' pattern.
MaintainabilityIndex	Configure health reporting thresholds. For the sunny icon column, leave blank to use the default values (i.e. 20). For the stormy icon column, leave blank to use the default values (i.e. 10).
Fail the build on failure	Fail the build on failure.

Changelog

Version 1.7 (03/14/2014)

- Fix : Add flag to set build to Unstable if failure (JENKINS-20573)
- Add ignoregeneratedcode field.

Version 1.6 (06/26/2013)

- Fix : Jenkins lock metrics.xml file (JENKINS-18369)

Version 1.5 (05/30/2013)

- Edit help-directory.html

Version 1.4 (05/29/2013)

- Specify multiple directories. (Pull Requests #1)

Version 1.3 (03/31/2013)

- Build trend width change.(300px -> 500px)
- Performance tuning.

Version 1.2 (03/18/2013)

- Project trend width change.(400px -> 500px)

Version 1.1 (03/07/2013)

- Remove default 'Path to VS Code Metrics PowerTool' value.

Version 1.0 (03/06/2013)

- Initial release.